

Phonics and Reading Parent Workshop





Read, Write, Inc.



‘Read, Write Inc.’ is a literacy programme
by Ruth Miskin.

The whole programme covers phonics, reading,
writing and spelling and can be used across
EYFS, KS1 and KS2.

Our aim is to make our children strong,
independent readers by the time they leave
North Farnborough!

Why



Phonics?

- A complete literacy programme – synthetic, systematic and structured.
- Meets the demands of the new national curriculum, giving your children the best chance of success in the national tests.
 - One-to-one tutoring - no child is left behind.
 - Storybooks align with the sounds learnt in class and therefore the children are consolidating the phonics they have learnt and applying these skills in context.

A bit of technical vocabulary...

Phoneme – spoken sounds – there are about 44 in the English language

Grapheme – how we write each of the spoken sounds e.g. the spoken sounds 'f' is written using the graphemes f, ff, ph.

Red words – words that cannot be sounded out e.g. **I, said, they**
(there are between 60 -65 red words in the scheme).

Green words – words that can be sounded out using our phonics

Fred talk – (Fred is the frog) he can only talk in sounds

e.g. sh-o-p

Watch our <https://www.youtube.com/watch?v=yln6PpV1G1I>

Simple Speed Sounds chart

Consonants: stretchy

f	l	m	n	r	s	v	z	sh	th	ng
										nk

Consonants: bouncy

b	c	d	g	h	j	p	qu	t	w	x	y	ch
	k											

Vowels: bouncy

Vowels: stretchy

a	e	i	o	u	ay	ee	igh	ow
---	---	---	---	---	----	----	-----	----

Vowels: stretchy

oo	oo	ar	or	air	ir	ou	oy
----	----	----	----	-----	----	----	----

Complex Speed Sounds chart

Consonants: stretchy

f	l	m	n	r	s	v	z	sh	th	ng
ff	ll	mm	nn	rr	ss	ve	zz	ti		nk
ph	le	mb	kn	wr	se		s	ci		
					c					
					ce					

Consonants: bouncy

b	c	d	g	h	j	p	qu	t	w	x	y	ch
bb	k	dd	gg		g	pp		tt	wh			tch
	ck				ge							
	ch											

Vowels

a	e	i	o	u	ay	ee	igh	ow
	ea				a-e	y	i-e	o-e
					ai	ea	ie	oa
						e	i	o

oo	oo	ar	or	air	ir	ou	oy	ire	ear	ure
u-e			oor	are	ur	ow	oi			
ue			ore		er					
ew			aw							
			au							

Set 1 Speed Sound Map



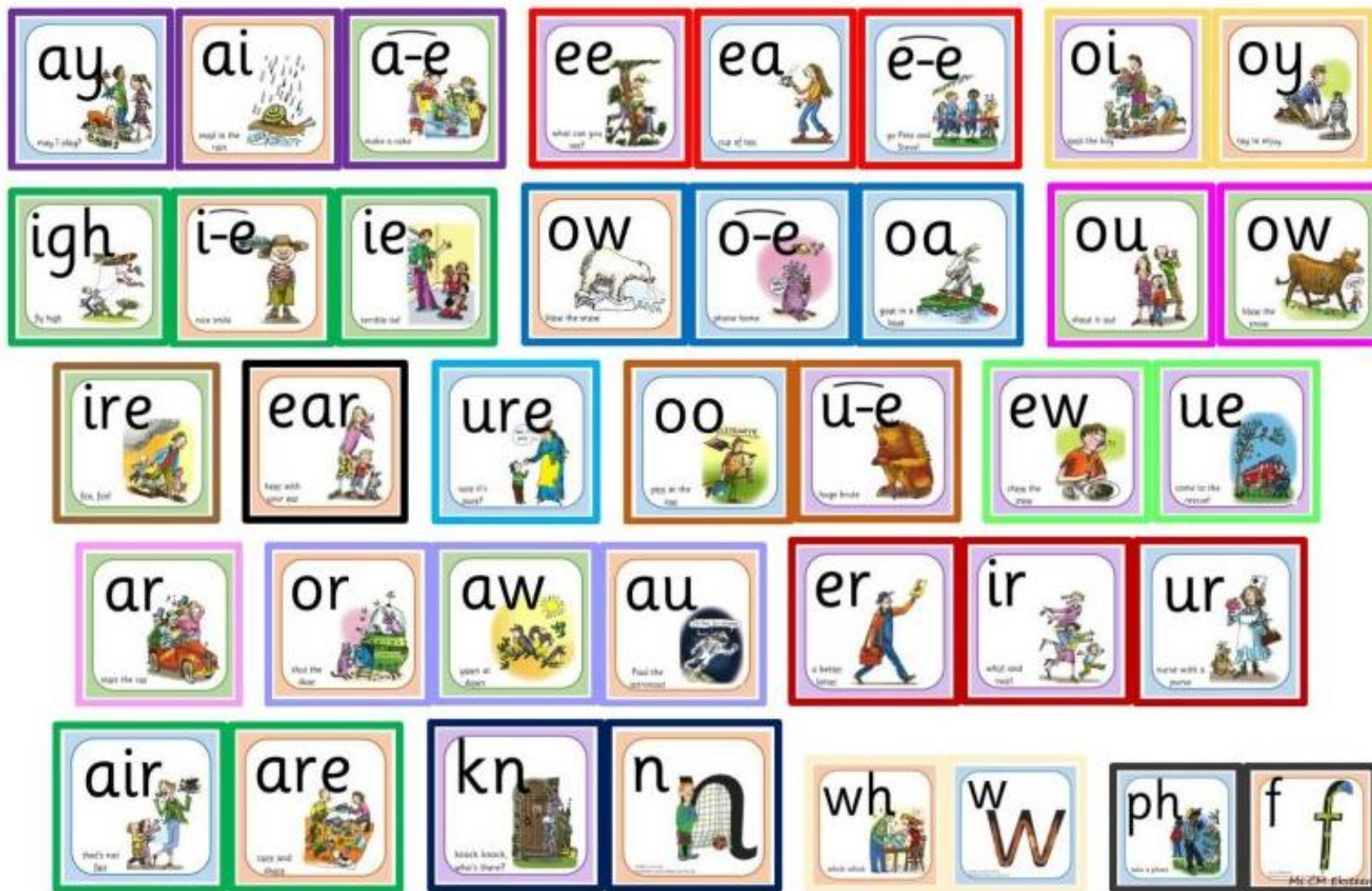
Set 2 Speed Sound Map

<p>ay</p> <p>may I play?</p>	<p>ee</p> <p>what can you see?</p>	<p>igh</p> <p>fly high</p>	<p>ow</p> <p>blow the snow</p>
<p>oo</p> <p>peek at the zoo</p>	<p>oo</p> <p>look at a book</p>	<p>ar</p> <p>start the car</p>	<p>or</p> <p>shut the door</p>
<p>air</p> <p>that's not fair</p>	<p>ir</p> <p>whirl and twirl</p>	<p>ou</p> <p>shout it out</p>	<p>oy</p>

Set 3 Speed Sound Map

<p>ea</p> <p>cup of tea</p>	<p>oi</p> <p>spell the boy</p>	<p>a-e</p> <p>make a cake</p>	<p>i-e</p> <p>nice smile</p>	<p>o-e</p> <p>phone home</p>	<p>u-e</p> <p>huge brute</p>	
<p>aw</p> <p>yawn at dawn</p>	<p>are</p> <p>care and share</p>	<p>ur</p> <p>nurse with a purse</p>	<p>er</p> <p>a better letter</p>	<p>ow</p> <p>bless the snow</p>	<p>ai</p> <p>snail in the rain</p>	
<p>oa</p> <p>goat in a boat</p>	<p>ew</p> <p>chew the stew</p>	<p>ire</p> <p>fire, fuel</p>	<p>ear</p> <p>hear with your ear</p>	<p>ure</p> <p>here it's pure?</p>	<p>ue</p> <p>come to the rescue!</p>	
<p>ie</p>	<p>au</p> <p>Paul the astronaut</p>	<p>e-e</p> <p>go Peter and Paul to school</p>	<p>kn</p> <p>knock knock</p>	<p>ck</p> <p>tick-tock clock</p>	<p>wh</p>	<p>ph</p>

Sounds that sound the same...



How do phonics help us read?

Say “hello” to Fred.

Fred can *only* talk in sounds...

He says “c_a_t.” Not **cat**.

We call this *Fred Talk*.

Watch https://www.youtube.com/watch?v=dEzfpod5w_Q



What does a phonics session involve?

Starts at 9:05 – 9:35 every morning


- **Speed Sounds Review** – quick recall of previously taught sounds.
- **Spelling/Dictation of green words** – segmenting words into sounds and writing them.
- **Green word card**
- **New Sound Introduction** – teacher models pronunciation, children practise.
- **Word Time/Green Words** – blending sounds to read new words.
- **Red Words** – practise reading tricky common words (non-decodable).
- **Storybook Reading** – partner or group reading of a decodable book.
- **Comprehension & Discussion** – talking about the story and checking understanding.
- **Fluency & Expression Practice** – re-reading for pace, accuracy, and intonation.

'Read, Write Inc.' Storybooks

Storybooks

100 lively, decodable storybooks
levelled to children's phonic ability

New!



'Read, Write Inc.' Storybooks

Story Green Words Ask children to read the words first in Fred Talk and then say the word.

Finn pram Mum sock cot Dad

Ask children to read the root first and then the whole word with the suffix.

sob → sobs grin → grins chuck → chucks

spill → spills

6

Red Words Ask children to practise reading the words across the rows, down the columns and in and out of order clearly and quickly.

no	he	the
put	my	of
your	no	I
of	the	he

7

Buddy the stray cat

Buddy **the** stray cat is hungry.

Malc tickles Buddy's chin.

"Sorry, **I'm** in a hurry.

I have **to get to the** shops!"



Buddy trots on.



May pats Buddy's back.
"Sorry, I can't stop **today**.
I must catch **the** bus."



Buddy trots on.



8

9

Read, Write Inc Book bag books!



The children will bring these home weekly.
Please keep them in their book bag!

'Read, Write Inc.' Phonics and Storybooks work together

Speed Sounds/ Word Time Group A WT1-3	Ditties Group B/ Group C WT 1-5	Green books/ Purple Books Group D/D WT 1-7 SS 2	Pink Books Group E SS 2	Orange books Group F SS 2/3	Yellow books Group G SS 2	Blue Books Group H SS 3	Grey Books Group I SS 3	Off of the programme
Teach speed sounds set 1 (1 a day). Teach WT 1-3.	Review speed sounds 1 and focus on digraphs, sh, th, ch, qu, ng, nk. Review WT 1-3 and teach WT 4 and 5/ Review WT 1-5 and teach WT 6 and 7	Review set 1 sounds and word times. Teach set 2 sounds. Review green words in mixed sets.	Review set 2 sounds. Review green words in mixed sets.	Review set 2 sounds. Review green words in mixed sets. Start teaching set 3 sounds and words for reading.	Review set 2 sounds. Review green words in mixed sets. Teach set 3 sounds and words for reading and spelling.	Review set 3 for reading and spelling.	Review set 3 for reading and spelling.	No longer need phonics and onto spelling

National Phonics Screening Check – Year 1

- The national phonics screening check is a statutory assessment that was introduced in 2012 to all Year 1 pupils.
- All Year 1 pupils will take the phonics screening check in 2025 during a given date in *June*.
- It comprises of a list of 40 words; 20 real words and 20 nonsense words.
- It will assess phonics skills and knowledge learnt through Year R and Year 1.
- Your child will read the test in a one to one situation. They will read up to 4 words per page and they will probably do the check in 10-15 minutes. They will be asked to ‘sound out’ a word and blend the sounds together to read the word. The children have plenty of exposure to nonsense words so they are well prepared for the test.

National Phonics Screening Check – Year 1

Practice sheet: Real words

in

at

beg

sum

Practice sheet: Pseudo words

ot



vap



osk



ect



How to help your child at home...



You can read stories with your child. Relentlessly.

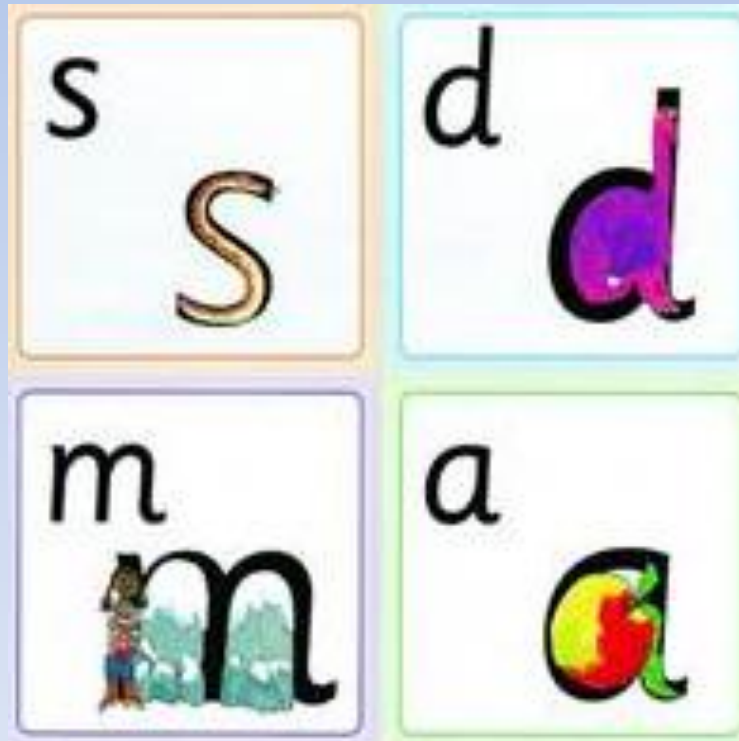
Read favourite stories over and over again

Read some stories at a higher level than they can read themselves.

Listen to them reading their take home 'Book Bag' books and read the story books online using the oxford owl log ins.

You can practise pronouncing sounds.

Remember no 'fuh' and 'luh'!



You can have fun with Fred Talk.

“What a tidy r-oo-m!”

“Where’s your c-oa-t?”

“Time for b-e-d!”



You can watch video tutorials.

For how to do all these things and more
<https://www.youtube.com/playlist?list=PLDe74j1F52zSCiOMSn3zQDSzgu9TrbQ1c>



Practise alien words




- There are lots of practise tests online if you google 'phonics screening check practise materials'
- <https://www.gov.uk/government/publications/phonics-screening-check-2014-materials>
- You can make up your own alien words using set 1, 2 and 3 sounds. Please make sure children never write alien words, only read them.

Please remember:

When reading with your child at home, it is meant to be easy! They are consolidating what they have learnt at school, not learning anything new. If they find it too difficult they will not enjoy reading at home. Reading is a pleasurable activity.

You can order the resources online.

<https://global.oup.com/education/content/primary/series/rwi/parents/>



Thank you for coming.

If you have any questions please
feel free to ask!

