

Welcome to the Year One Presentation



September 2024

The Team ☺

- **Beech:** Mrs Macwilliam (Class Teacher) and Mrs Ujszaszi Evans, Mrs Long (Learning Support Assistants) Mrs Jared, Mrs Stevens
- **Oak:** Miss Nobbs (Class Teacher) and Miss Short (Learning Support Assistants).



Transition from Year R to Year One

- We know that it is big step moving up to Year 1
- Year 1 team has worked closely with the previous Year R teachers to ensure a smooth transition



National Curriculum

- In Year 1 children move onto the National Curriculum from the Early Years Curriculum.
- A child will only meet age related expectations if they achieve all of the statements.

End of Key Stage 1 expectations (Year 2)

https://assets.publishing.service.gov.uk/government/uploads/system/uploads/attachment_data/file/1125249/2018-19_teacher_assessment_frameworks_at_the_end_of_key_stage_1.pdf



Department
for Education

A day in Year 1

- Come in when the bell rings through the hall doors, apparatus is not to be used before school
- English and Maths activities are in the morning
- Cross-curricular topic based work in the afternoon.
- Library - Monday afternoon
- Daily handwriting and phonics
- Up until half term we will still be doing continuous provision in the afternoon 3x a week.
- PE- On Tuesday and Friday afternoon

Independence

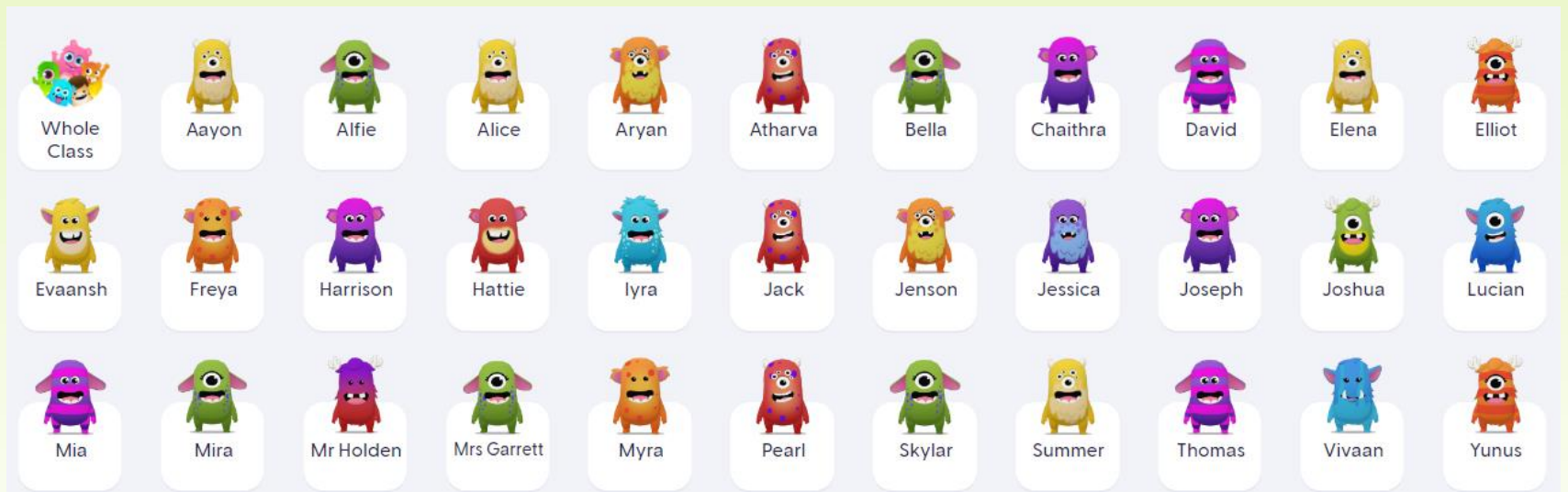
- Working increasingly independently
- Hanging up coats
- Bringing in book bags and water bottles and putting them away on their own
- Changing for PE/hair tied up
- Earrings being taken out if possible for PE
- Names on all items of clothing!!!
- Doing up their own laces



Rewards 😊

- Head teacher's award (with hot chocolate!!)
- Star in a jar – whole class reward
- Star of the week award- 2 children in each week
- Class Dojos – each child is given an alien avatar





- Children can earn individual dojos (points) and whole class points.
- Once they reach a certain milestone they will receive either a bronze (35), silver (70) or gold (100) certificate for their behaviour.

Be Safe

Be Respectful

Be Ready

- Children can earn dojos by following the school rules.

Be Safe	Be Respectful	Be Ready
<i>I will be safe and make the right choices both in and out of school.</i>	<i>I will be respectful towards everyone, towards property and the school environment.</i>	<i>I will be ready to learn and show pride and not give up when things get tricky.</i>
<ul style="list-style-type: none">• Listen carefully to all instructions• Walk quietly and calmly around the school• Be in the right place at the right time	<ul style="list-style-type: none">• Talk kindly to others - pupils and adults• Say please and thank you• Say good morning/ afternoon when greeted by others• Tidy up your own workspace and the classroom• Accept responsibility if you make a mistake and say sorry	<ul style="list-style-type: none">• Remember to bring equipment to school• Listen carefully to others, especially the teacher• Ask for help from your friends and the adults in class if you are stuck or unsure

- At the end of each half term, the winning class with the most dojos will win the 'behaviour cup' and a special treat.
- As there are 6 half terms, and six classes there are plenty of opportunities to win!



Reading

- RWI reading books. Will be changed after either 3 or 5 days depending on the colour reading group.
- Please hear your child read at least 3 times a week.
- Weekly common exception words to spell or read
- Parents writing in books (Home School agreement)



Read Write Inc. colour progression

Red	Ditties
Green	Purple
Pink	
Orange	
Yellow	
Blue	
Grey	
Off book	

It is not a race through reading groups there are many skills involved!

Children need to be exposed to words several times before they become fluent and automatic. They also need to re-read books to develop their comprehension and fluency

How to help your child read at home

Supporting reading

It is not a race through reading groups there are many skills involved!

Children need to be exposed to words several times before they become fluent and automatic. They also need to re-read books to develop their comprehension and fluency.

We aim for the children to be able to read as storytellers with the appropriate expression and intonation and therefore understanding.

Reading stories at home

Read favourite stories over and over again

Read some stories at a higher level than they can read themselves.

Listen to them reading their reading books.



National Phonics Screening Check – Year 1

- The National phonics screening check is a statutory assessment that was introduced in 2012 to all Year 1 pupils.
- All Year 1 pupils will take the phonics screening check in **June 2025**.
- It comprises of a list of 40 words; 20 real words and 20 nonsense words (Alien Words).
- It will assess phonics skills and knowledge learnt through Reception and Year 1.

National Phonics Screening Check – Year 1

Practice sheet: Real words

in

at

beg

sum

Practice sheet: Pseudo words

ot



vap



osk



ect



elbow

tailor


sequins

whirling

slimp



craint



splet



strave



A bit of technical vocabulary...

Phoneme - spoken sounds - there are about 44 in the English language

Grapheme - how we write each of the spoken sounds e.g. the spoken sound 'f' is written using the graphemes f, ff, ph.

Red words - words that cannot be sounded out e.g. I, said, they

Green words - words that can be sounded out using our phonics

Fred talk - (Fred is the frog) he can only talk in sounds e.g. sh-o-p

Watch our [sound pronunciation guide](#).

Fred Fingers for spelling

*Say the word and pinch on the sounds

Eyes for reading,
fingers for spelling!



Year 1 Common Exception words

the

a

do

to

today

of

said

says

are

were

was

is

his

has

I

you

your

they

be

he

me

she

we

no

go

so

by

my

here

there

where

love

come

some

one

once

ask

friend

school

put

push

pull

full

house


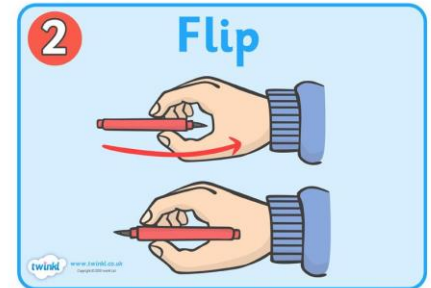

our

Spellings

- It is a requirement that all children need to know how to read and spell Year 1 common exception words by the time they go to Year 2.
- We teach these through handwriting and phonics where the children know them as red words.
- Once a week the children will be tested on 3 spellings. Please practice these at home!

Handwriting

- Sit correctly at a table, holding a pencil comfortably and correctly
- Begin to form lower-case letters in the correct direction, starting and finishing in the right place
- Form capital letters
- Understand which letters belong to which handwriting 'families' (i.e. letters that are formed in similar ways) and to practise these



Writing Objectives

- Composing a sentence orally before writing it
- Sequencing sentences to form short narratives
- Re-reading what they have written to check that it makes sense
- Leaving spaces between words
- Joining words and joining clauses using “and” “because”
- Punctuate sentences using a capital letter and a full stop, question mark or exclamation mark

Maths

- Number formation
- Number bonds building up to 5/10/20
- Counting forwards and backwards from 100
- 15 minute maths in afternoon – mental maths.
- National curriculum incorporating a 'Mastery' approach



Science:

This half term we will be learning to identify, name, draw and label the basic parts of the human body and say which part of the body is associated with each sense.

Art- Painting and drawing:

We will be looking at primary and secondary colours and experimenting in the style of Wassily Kandinsky.

Maths: Number and place value

- Count in ones, forwards and backwards to 20
- Read and write numbers from 1 to 20 in numerals
- Know one more and one less than any number in 20 and use the language of: equal to, more than, less than (fewer), most, least.
- Understand what each digit represents in numbers to 20 and represent these numbers with structured resources.

Addition and subtraction up to 7

Measurement

- lengths and heights (e.g. long/short, longer/shorter, tall/short, double/half)
- sequence events in chronological order using language such as: before and after, next, first, today, yesterday, tomorrow, morning, afternoon and evening
- recognise and use language relating to dates, including days of the week, weeks, months and years

Problem solving Solve mathematical problems or puzzles, to recognise simple patterns, generalise and predict.

PE – Gymnastics

We will be extending our agility, balance and co-ordination by learning to travel using different parts of the body. PE days will be Tuesday and Friday.

Geography:

We will be using simple compass directions (North, South, East and West) and locational and directional language [for example, near and far; left and right], to describe the location of features and routes on a map. We will be drawing the features and landmarks found on our routes to school.



Autumn 1 Adventures



RE – Harvest

We will be thinking about the features of celebrations and exploring how Christians celebrate Harvest.

PSHE- Families and Friendships

We will be identifying some of the people who are special to us and recognising and naming some of the qualities that make a person special.

English

We will start this half term with a continuation of Drawing Club. We will then be looking at the books 'The Smartest Giant in Town' and 'Where the Wild Things Are'.

Writing:

Saying out loud what they are going to write about composing a sentence orally before writing it

- sequencing sentences to form short narratives
- leaving spaces between words
- beginning to punctuate sentences using a capital letter and a full stop
- To begin to re-read what they have written to check that it makes sense
- joining words conjunctions using and to extend sentences

Handwriting:

- Sit correctly at a table, holding a pencil comfortably and correctly
- Begin to form lower-case letters in the correct direction, starting and finishing in the right place

Read, Write Inc:

The children will be continuing to follow the Read, Write Inc. programme remaining on the colours they ended on during Year R. They will then be reassessed at the end of the half term to allow them to move colour groups if appropriate.

Music- Using an old-school Hip Hop style, we will be learning about the differences between pluse, rhythm and pitch.


Computing – Online Safety and Exploring Purple Mash

The children will be learning how to use Purple Mash. They will create their own avatar, create pictures and learn how to save their work. We will also be talking about how we can stay safe when using computers.

What is good attendance?

The effect of absence on progress at school					
A school year has 190 days					
This leaves:					
175 days to spend on family time, visits, holidays and other appointments					
No absence	7 days absence	10 days absence	15 days absence	17 days absence	29 days absence
100%	96%	95%	92%	91%	85%
Very good Best chance to succeed. Gets your child off to a flying start		Cause for concern Makes it harder for your child to make progress. Involvement from Education Welfare officer		Serious concern Your child will find it very difficult to make progress. May result in court action and involvement from other agencies.	
				90% is the threshold set by the government for persistent absence	

1 school year at 90% attendance =
4 whole weeks of learning **MISSED!!!**



Absent for 4 weeks

How to support your child at home

- Talking and playing
- Have fun!!
- Sharing reading and learning keywords
- Purple Mash
- Encouraging independence
- Going to local libraries



Home and School

- Reading record book
- Message book
- Parents Evening
- Using knives and forks correctly at home and practising table manners.



Parent helpers and FONFIS

- If you would like to volunteer to help your child's class teacher, please speak to a member of the office team to fill out a form.
- FONFIS are looking for volunteers to help with organising events!



Any Questions?

- Please come and talk to us, we have an open door and are always happy to help 😊

